

MOTOR RUN AC METALLIZED

MRC SERIES

The MRC series is a range of AC metallized capacitors. These capacitors are most often used in motor run, HVAC, lighting, and power supply applications.

FEATURES:

- .25" 4-Way Quick Connect terminals
- Pressure activated circuit interrupter
- Self healing of shorts due to dielectric breakdown
- Non-PCB dielectric fluid
- Low dissipation factor
- Leak-proof terminals

RATINGS

Capacitance Range:

370 Volts – 2 μ F to 50 μ F

440 Volts – 2 μ F to 60 μ F

Tolerance: \pm 10%

PERFORMANCE SPECIFICATIONS

Operating Temperature Range: –55°C to +70°C
(MRC370V25, MRC440V35, MRC370V17R5,
MRC440V45): –25°C to +85°C

Capacitance Change Due To Temp: +5% to –7%

Dissipation Factor: 0.2%
(MRC370V25 ONLY): 0.005 Max @ 60Hz
(MRC370V17R5, MRC440V35,
MRC440V45): 0.0001 Max @ 60Hz

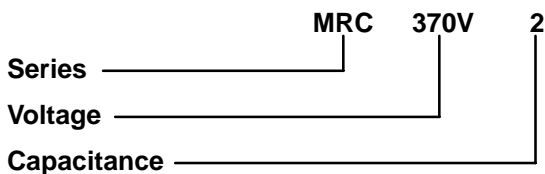
Service Life: *150,000 hours (at Max Rating)
94% survival

Impregnant: Dykanol XK

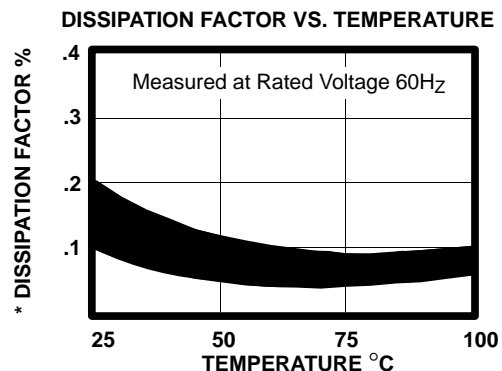
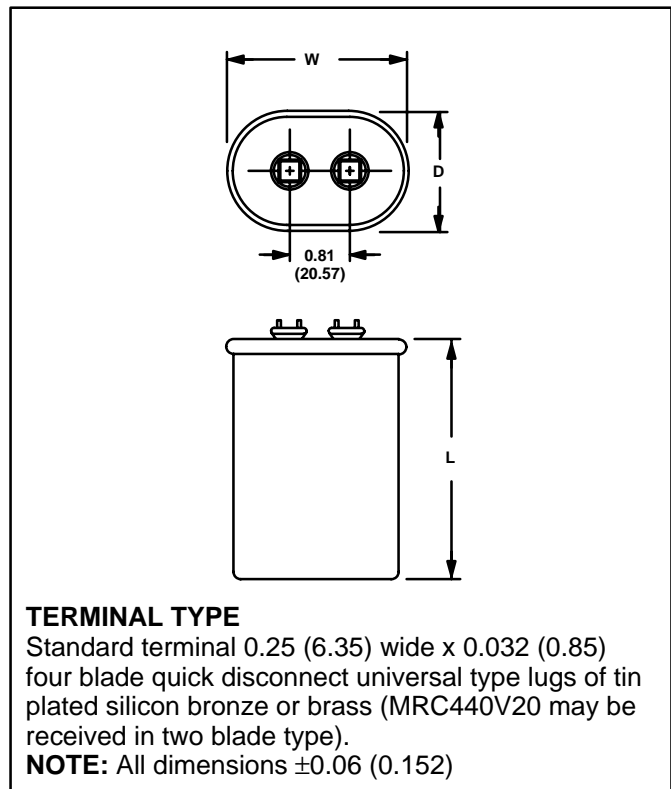
CAPACITOR CONSTRUCTION

Metallized electrodes on both sides of paper substrate are wound with polypropylene film as a dielectric. During vacuum fluid processing the paper acts as a wick for thorough fluid impregnation to SUPPRESS CORONA and to promote long life.

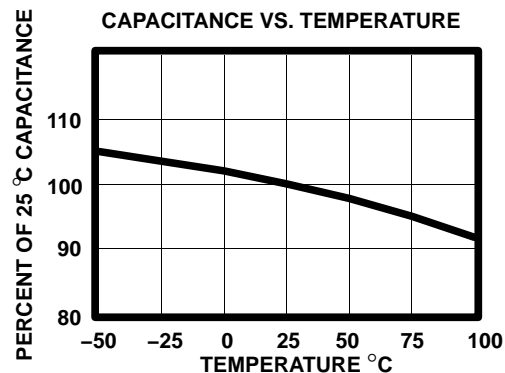
ORDERING INFORMATION



* EIA Standard is 60,000 hours



* NOTE – DF values after rated voltage is applied for 24 hours.



MOTOR RUN AC METALLIZED

MRC SERIES

370VAC Ratings and Dimensions @ 70° Case Temp.

NTE Type Number	Capacitance μF	Case Dimensions – Inch (mm)		
		W	D	L
MRC370V2	2	2.16 (54.86)	1.31 (33.27)	2.19 (55.63)
MRC370V3	3	2.16 (54.86)	1.31 (33.27)	2.19 (55.63)
MRC370V4	4	2.16 (54.86)	1.31 (33.27)	2.19 (55.63)
MRC370V5	5	2.16 (54.86)	1.31 (33.27)	2.19 (55.63)
MRC370V6	6	2.16 (54.86)	1.31 (33.27)	2.19 (55.63)
MRC370V7R5	7.5	2.16 (54.86)	1.31 (33.27)	2.19 (55.63)
MRC370V10	10	2.16 (54.86)	1.31 (33.27)	2.69 (68.33)
MRC370V12R5	12.5	2.16 (54.86)	1.31 (33.27)	3.13 (79.50)
MRC370V15	15	2.16 (54.86)	1.31 (33.27)	3.88 (98.55)
MRC370V17R5	17.5	2.87 (72.89)	1.87 (47.50)	2.95 (74.93)
MRC370V20	20	2.91 (73.91)	1.91 (48.51)	2.69 (68.33)
MRC370V25	25	2.11 (53.59)	1.32 (33.52)	3.75 (95.25)
MRC370V30	30	2.91 (73.91)	1.91 (48.51)	3.13 (79.50)
MRC370V35	35	2.91 (73.91)	1.91 (48.51)	3.13 (79.50)
MRC370V40	40	3.66 (92.96)	1.91 (48.51)	3.88 (98.55)
MRC370V45	45	3.66 (92.96)	1.97 (50.04)	3.88 (98.55)
MRC370V50	50	3.66 (92.96)	1.97 (50.04)	3.88 (98.55)

440VAC Ratings and Dimensions @ 70° Case Temp.

NTE Type Number	Capacitance μF	Case Dimensions – Inch (mm)		
		W	D	L
MRC440V2	2	2.16 (54.86)	1.31 (33.27)	2.19 (55.63)
MRC440V3	3	2.16 (54.86)	1.31 (33.27)	2.19 (55.63)
MRC440V4	4	2.16 (54.86)	1.31 (33.27)	2.19 (55.63)
MRC440V5	5	2.16 (54.86)	1.31 (33.27)	2.19 (55.63)
MRC440V6	6	2.16 (54.86)	1.31 (33.27)	2.69 (68.33)
MRC440V7R5	7.5	2.16 (54.86)	1.31 (33.27)	3.13 (79.50)
MRC440V10	10	2.16 (54.86)	1.31 (33.27)	3.88 (98.55)
MRC440V12R5	12.5	2.16 (54.86)	1.91 (48.51)	2.69 (68.33)
MRC440V15	15	2.16 (54.86)	1.91 (48.51)	3.88 (98.55)
MRC440V17R5	17.5	2.16 (54.86)	1.91 (48.51)	3.88 (98.55)
MRC440V20	20	2.91 (73.91)	1.91 (48.51)	3.88 (98.55)
MRC440V25	25	2.91 (73.91)	1.91 (48.51)	3.88 (98.55)
MRC440V30	30	2.91 (73.91)	1.91 (48.51)	3.88 (98.55)
MRC440V35	35	2.84 (72.14)	1.84 (46.74)	3.94 (100.08)
MRC440V40	40	3.66 (92.96)	1.97 (50.04)	3.88 (98.55)
MRC440V45	45	2.84 (72.14)	1.84 (46.74)	4.92 (124.96)
MRC440V50	50	3.66 (92.96)	1.97 (50.04)	3.88 (98.55)
MRC440V55	55	3.66 (92.96)	1.97 (50.04)	4.25 (107.95)
MRC440V60	60	3.66 (92.96)	1.97 (50.04)	4.25 (107.95)